

**TAASISI YA SAYANSI JAMII  
(TASAJA)**

(Registration number S.A 19074)

**Financial Statements for the year  
Ended 31 December, 2017**

Certified Public Accountants in Public Practice, Registered Tax

Consultant & Management Consultant.

2<sup>nd</sup> Floor, Wing c, NIC Life House, P.O Box 38024, Dar es Salaam, Tanzania.

Tel: +255 22 732 922 396, Fax: +255 22 732 928 489. Email:

[tegconsultancy@gmail.com](mailto:tegconsultancy@gmail.com)

Branch Office: Njombe, Iringa – Mafinga & Mwanza

February, 2017



**Contents**

---

Members' Responsibilities and Approval	2
Report of the Independent Auditors	3 - 4
Members' Report	5- 7
Statement of Financial Position	8
Statement of Comprehensive Income	9
Statement of Changes in Equity	10
Statement of Cash Flows	11
Accounting Policies	12 - 14
Notes to the Financial Statements	15 - 20



## Members' Responsibilities and Approval

---

The Members by the requirement of the Society Act 2002 are obliged to maintain adequate accounting records and responsible for the content and integrity of the financial statements and related financial information included in this report. It is their responsibility to ensure that the financial statements fairly present the state of affairs of the Association as at the end of the financial year and the results of its operations and cash flows for the period then ended, in conformity with the International Financial Reporting Standards for Small and Medium-sized Entities. The external auditors are engaged to express an independent opinion on the financial statements.

The financial statements are prepared in accordance with the International Financial Reporting Standards for Small and Medium-sized Entities and are based upon appropriate accounting policies consistently applied and supported by reasonable and prudent judgments and estimates.

The Members acknowledge that they are ultimately responsible for the system of internal financial control established by the Association and place considerable importance on maintaining a strong control environment. To enable the Members to meet these responsibilities, the board of Members sets standards for internal control aimed at reducing the risk of error or loss in a cost effective manner. The standards include the proper delegation of responsibilities within a clearly defined framework, effective accounting procedures and adequate segregation of duties to ensure an acceptable level of risk. These controls are monitored throughout the Association and all employees are required to maintain the highest ethical standards in ensuring the Association's business is conducted in a manner that in all reasonable circumstances is above reproach. The focus of risk management in the Association is on identifying, assessing, managing and monitoring all known forms of risk across the Association. While operating risk cannot be fully eliminated, the Association endeavors to minimize it by ensuring that appropriate infrastructure, controls, systems and ethical behavior are applied and managed within predetermined procedures and constraints.

The Members are of the opinion, based on the information and explanations given by management that the system of internal control provides reasonable assurance that the financial records may be relied on for the preparation of the financial statements. However, any system of internal financial control can provide only reasonable, and not absolute, assurance against material misstatement or loss.


The Members have reviewed the Association's cash flow forecast for the year to 31 December, 2017 and, in the light of this review and the current financial position, they are satisfied that the association has or has access to adequate resources to continue in operational existence for the foreseeable future.

The external auditors are responsible for independently reviewing and reporting on the Association's financial statements. The financial statements have been examined by the Association's external auditors and their report is presented on pages 7 to 9.

The financial statements set out on pages 7 to 10, which have been prepared on the going concern basis, were approved by the board of Members on the date of this statement and were signed on its behalf by:

Chairman

Date



Secretary

Date

\_\_\_\_\_

TAAAGISI YASAYANSI JAMII (TASAJA)  
S.L.P. 2825  
MWANZA

TAAAGISI YASAYANSI JAMII (TASAJA)  
S.L.P. 2825  
MWANZA





# TEG Consultancy

Certified Public Accountants in Public Practice, Registered Tax  
Consultant & Management Consultant

2<sup>nd</sup> Floor, Wing C, NIC Life House, P.O. Box 38024, Dar es salaam. Tanzania.

Tel: +255 22 732 922 396, Fax: +255 22 732 928 489. Email:

tegconsultancy@gmail.com

Branch Office: Njombe, Iringa -Mafinga & Mwanza

## **Report of the Independent Auditors**

---

To the member of TASAJA

### **Report on the Financial Statements**

We have audited the financial statements of The TASAJA' Association of Tanzania, which comprise the statement of financial position as at 31 December, 2016, and the statement of income over expenditure and other comprehensive income, statement of changes in equity and statement of cash flows for the year then ended, a summary of significant accounting policies and other explanatory notes, as set out on pages 12 to 19.

### **Members' Responsibility for the Financial Statements**

The Association's Members are responsible for the preparation and fair presentation of these financial statements in accordance with the International Financial Reporting Standards for Small and Medium-sized Entities, and requirements of the Association, and for such internal control as the Members determine is necessary to enable the preparation of financial statements that are free from material misstatements, whether due to fraud or error.

### **Auditors' Responsibility**

Our responsibility is to express an opinion on these financial statements based on our audit. We conducted our audit in accordance with International Standards on Auditing. Those standards require that we comply with ethical requirements and plan and perform the audit to obtain reasonable assurance whether the financial statements are free from material misstatement.

An audit involves performing procedures to obtain audit evidence about the amounts and disclosures in the financial statements. The procedures selected depend on the auditors' judgment, including the assessment of the risks of material misstatement of the financial statements, whether due to fraud or error. In making those risk assessments, the auditor considers internal control relevant to the entity's preparation and fair presentation of the financial statements in order to design audit procedures that are appropriate in the circumstances, but not for the purpose of expressing an opinion on the effectiveness of the entity's internal control. An audit also includes evaluating the appropriateness of accounting policies used and the reasonableness of accounting estimates made by management, as well as evaluating the overall presentation of the financial statements.



TASAJA

We believe that the audit evidence we have obtained is sufficient and appropriate to provide a basis for our audit opinion.

**Opinion**

In our opinion, the financial statements present fairly, in all material respects, the financial position of TASAJA as at 31 December, 2017, and its financial performance and its cash flows for the year then ended in accordance with the International Financial Reporting Standards for Small and Medium-sized Entities, and the requirements of the Society Act 202.

This report, including the opinion, has been prepared for, and only for, the Association's members as a body in accordance with the Society Act 2002 and for no other purposes.

As required by the Society Act 2002 we report to you, based on our audit, that:

- We have obtained all the information and explanations which to the best of our knowledge and belief were necessary for the purposes of our audit;
- In our opinion proper books of account have been kept by the association, so far as appears from our examination of those books;
- The Association's statement of financial position and the statement of income over expenditure and other comprehensive income are in agreement with the books of account;
- The Members' report is consistent with the financial statements; and
- Information specified by law regarding Members' remuneration and transactions with the Society is disclosed.

  
TEG CONSULTANCY

Signed by: Mazengo Andrew Kasilo





## **Members' Report**

---

The Members have pleasure in presenting their annual report and the audited financial statements for the year Ended 31 December, 2017.

### **1. Incorporation**

The association is incorporated in the United Republic of Tanzania under the Society Act 2002 as a society by guarantee and having no share capital.

### **2. Status of the Association**

TASAJA was registered on 5<sup>th</sup> November, 2013 and there are no changes as pertaining to change of address, name, office bearers, constitution and objective(s) of the association that was reported in the year, 2017

### **3. Activities of the Association**

As in the previous years of operation, TASAJA continued with the following activities.

#### **3.1 Member mobilization**

The management continued contacting sociologist graduates and make them aware of the existence of the association with a view of encouraging them to seek membership in the association.

#### **3.2 Membership**

TASAJA maintained its membership with international Sociological Association

#### **3.3 Altitude change project**

TASAJA continued with its altitude change project in collaboration with Nyanza Bottling Association Limited at Kiloleli Secondary School in Ilemela Municipality

#### **3.4 Conference**

TASAJA conducted its third national sociological conference.

#### **3.5 Research**

TASAJA did not conduct any research during the year under report.

### **4. Going concern**

We draw attention to the fact that at 31 December, 2017, the society had accumulated surplus of

TZS 11,611,149/= and that the society's total liabilities exceed its assets by TZS 11,611,149.

The Members confirm that applicable accounting standards have been followed and that financial statements have been prepared on the basis of accounting policies applicable to a going concern.

This basis presumes that funds will be available to finance future operations and that the realization of assets and settlement of liabilities, contingent obligations and commitments will occur in the ordinary course of association. The ability of the society to continue as a going concern is dependent on a number of factors.



## TASAJA

The most significant of these is that the Members continue to procure funding for the ongoing operations of the association.

The fact that the total liabilities exceed the assets has not hindered the association's ability to pay its debts as they become due in the normal course of business through support from its members.

### 5. Members

The members of the association during the year and the date of this report are as follows:

<b>Name</b>	<b>Position</b>	<b>Nationality</b>
Abdul Mashauri	Vice-Chairman	Tanzanian
Beatrice Thobias	Assistant-Secretary	Tanzanian
Bernadetha Simon Mashala	Member	Tanzanian
Bituro Paschal Kazeri	Member	Tanzanian
Chitegetse Archengela Minanago	Member	Tanzanian
Daissy Mbele	Member	Tanzanian
Devota Kilenza	Member	Tanzanian
Emmanuel Magomola	Member	Tanzanian
Emmanuel Ndomondo	Member	Tanzanian
Erasto Masawe	Member	Tanzanian
Erica Stephen	Member	Tanzanian
Felister Ngonyani	Member	Tanzanian
Hilali Nassoro Elisha	Member	Tanzanian
James Kalekwa	Member	Tanzanian
Joseph Gembe	Member	Tanzanian
Lilian Mlundwa	Member	Tanzanian
Lina Kabila	Member	Tanzanian
Magreth Longino John	Member	Tanzanian
Mary Palmer	Member	Tanzanian
Mukuta Muganyizi	Member	Tanzanian
Mwanjombe Mukasa	Member	Tanzanian
Nelson Ishengoma	Member	Tanzanian
Paul Mashimba	Chairman	Tanzanian
Rita Leonard	Member	Tanzanian
Rose Uiso	Member	Tanzanian
Zainabu Idrisa	Member	Tanzanian
Karaga M. Laibor	Member	Tanzanian
Mariam Nharuke	Member	Tanzanian

### 6. Events after the reporting period

The Members are not aware of any matter or circumstance arising since the end of the financial year.



## TASAJA

### 7. Risk management and internal control

The members accept final responsibility for the risk management and internal control systems of the society. It is the task of management to ensure that adequate internal financial and operational control systems are developed and maintained on an ongoing basis in order to provide reasonable assurance regarding:

- The effectiveness and efficiency of operations;
- Compliance with applicable laws and regulations;
- The reliability of accounting records;
- Association sustainability under normal as well as adverse conditions; and
- Responsible behaviors towards all members.

The efficiency of any internal control system is dependent on the strict observance of prescribed measures. There is always a risk of non-compliance of such measures by staff. Whilst no system of internal control can provide absolute assurance against misstatement or losses, the society system is designed to provide the board with reasonable assurance that the procedures in place are operating effectively.

The board assessed the internal control systems throughout the financial year ended 31 December 2017 and is of the opinion that they met accepted criteria.

### 8. Related party transactions

There were no related party transactions or balances for the year 2017.

### 9. Auditors

The auditors, TEG Consultancy, have expressed their willingness to continue in office and are eligible for reappointment. A resolution proposing the re-appointment as auditors of the association will be put to the Annual General Meeting.

Chairman

Date 

Secretary

Date 

TAASISI YA SAYANSI JAMII (TASAJA)  
S. L. P. 2825  
MWANZA

TAASISI YA SAYANSI JAMII (TASAJA)  
S. L. P. 2825  
MWANZA



## TASAJA


**Financial Statements**  
**For the year ended 31 December, 2017**  
**Statement of Financial Position**

		2017	2016
		TZS	TZS
<b>Assets</b>			
<b>Non-current Assets</b>			
Property, plant and equipment	NOTE 2	1,186,667	-
		<u>1,186,667</u>	-
<b>Current assets</b>			
Trade and Other Receivable	4	10,470,000	7,860,000
Cash and Bank Balance	3	554,482	95,000
		<u>11,024,482</u>	<u>7,955,000</u>
<b>Total Assets</b>		<u><b>12,211,149</b></u>	<u><b>7,955,000</b></u>
<b>Equity and Liabilities</b>			
<b>Equity</b>			
Retained earnings		11,611,149	7,655,000
<b>Liabilities</b>			
<b>Non-current Liabilities</b>			
Loan	11	-	-
		-	-
<b>Current Liabilities</b>			
Trade and other Payable	5	600,000	300,000
		<u>600,000</u>	<u>300,000</u>
<b>Total Liabilities</b>		<u><b>600,000</b></u>	<u><b>300,000</b></u>
<b>Total Equity and Liabilities</b>		<u><b>12,211,149</b></u>	<u><b>7,955,000</b></u>

The financial statements and the notes on pages 12 to 19 were approved by the on the date of this statement and were signed on its behalf by:


Chairman

Date



Secretary

Date



TAAGISI YA SAYANGI JAMII (TASAJA)  
 S. L. P. 2825  
 MWANZA

TAAGISI YA SAYA  
 S. L. P. 2825  
 MWANZA



TASAJA

**Financial Statements**  
**For the year ended 31 December, 2017**  
**Statement of Comprehensive Income**

		2017 TZS	2016 TZS
	NOTE		
Revenue	6	3,260,000	3,180,000
Operating Expenditures	8	<u>(3,433,333)</u>	<u>(2,950,000)</u>
Gross Profit		<b>(173,333)</b>	<b>230,000</b>
Other income	7	5,817,876	3,955,148
Administrative Expenses	9	(1,692,602)	(1,434,148)
Finance cost	10	<u>(5,192)</u>	<u>(3,000)</u>
Excess of income over expenditure		<b>3,946,749</b>	<b>2,748,000</b>
Balance as at January, 2017		<u>7,655,000</u>	<u>4,907,000</u>
		<b>11,601,749</b>	<b>7,655,000</b>

The accounting policies on pages 12 to 14 and the notes on pages 15 to 19 form an integral part of the financial statements.

Chairman

Date

*[Signature]*  
 TAA SISI YA SAYANSI JAMII (TASAJA)  
 S. L. P. 2825  
 MWANZA

Secretary

Date

*[Signature]*  
 TAA SISI YA SAYANSI JAMII (TASAJA)  
 S. L. P. 2825  
 MWANZA



**Financial Statements**  
**For the year ended 31 December, 2017**  
**Statement of Changes in Equity**

**Accumulated Total equity Income over expenditure**

	Members Contribution	Retained Earnings	Total
Balance at January, 2017	-	7,655,000	7,655,000
Prior year adjustment	-	9,400	9,400
Excess of Income over Expenditure	-	3,946,749	3,946,749
	-	<u>11,611,149</u>	<u>11,611,149</u>
Other comprehensive income	-	-	-
Total comprehensive income for the year	-	-	-
<b>Balance at December, 2017</b>	-	<u><u>11,611,149</u></u>	<u><u>11,611,149</u></u>

The accounting policies on pages 12 to 14 and the notes on pages 15 to 19 form an integral part of the financial statements.



**Financial Statements**  
**For the year ended 31 December, 2017**  
**Statement of Cash Flows**

		2017 TZS	2016 TZS
	NOTE		
<b>Cash flow from operating activities</b>			
Excess of income over expenditure		3,946,749	2,748,000
Add: Adjustment			
Depreciation		593,333	-
<b>Operating Surplus before changes in working capital items</b>		<u>4,540,082</u>	<u>2,748,000</u>
Increase/(Decrease)Trade and Other Receivable	4	(2,610,000)	(2,760,000)
Increase/(Decrease)Trade and other Payable	5	300,000	-
Cash flows from/ (Used in) operations		<u>2,230,082</u>	<u>(12,000)</u>
<b>Cash flows from / (Used in) Investing activities</b>			
Additions to fixed assets		(1,780,000)	-
Net Cash flows from / (Used in) Investing activities		<u>(1,780,000)</u>	-
<b>Cash flows from / (Used in) Financing activities</b>			
Loans		-	-
Net Cash flows from / (Used in) Financing activities		-	-
<b>Increase /(Decrease) in cash and cash equivalents</b>		<u>450,082</u>	<u>(12,000)</u>
<b>Movement in cash and cash equivalents</b>			
At as start of year	12	104,400	107,000
(Decrease) in cash and cash equivalents		450,082	(12,000)
At end of the year	3	<u>554,482</u>	<u>95,000</u>



## Financial Statements

For the year ended 31 December, 2017

### Accounting Policy

---

#### 1. Presentation of Financial Statements

The financial statements have been prepared in accordance with the International Financial Reporting Standards for Small and Medium-sized Entities and the Companies Act 2002. The financial statements have been prepared on the historical cost basis, and incorporate the principal accounting policies set out below. They are presented in Tanzanian Shillings.

These accounting policies are consistent with the previous period.

##### 1.1 Property, plant and equipment

Property, plant and equipment are tangible items that:

- Are held for use in the production or supply of goods or services, for rental to others or for administrative purposes; and
- Are expected to be used during more than one period.

Costs include costs incurred initially to acquire or construct an item of property, plant and equipment and costs incurred subsequently to add to, replace part of, or service it. If a replacement cost is recognized in the carrying amount of an item of property, plant and equipment, the carrying amount of the replaced part is derecognized.

Property, plant and equipment is carried at cost less accumulated depreciation and any impairment losses.

Depreciation is provided using the straight-line method to write down the cost, less estimated residual value over the useful life of the property, plant and equipment, which is as follows:

Item	Percentage
Furniture and fixtures	25
Computers & Accessories	25

The residual value, depreciation method and the useful life of each asset are reviewed at each annual reporting period if there are indicators present that there is a change from the previous estimate.

Each part of an item of property, plant and equipment with a cost that is significant in relation to the total cost of the item and have significantly different patterns of consumption of economic benefits is depreciated separately over its useful life.

Gains and losses on disposals are determined by comparing the proceeds with the carrying amount and are recognized in statement of comprehensive income in the period.



**Financial Statements****For the year ended 31 December, 2017****Accounting Policy (continued...)**

---

**1.2 Financial instruments**

Financial instruments at amortized cost

Financial instruments may be designated to be measured at amortized cost less any impairment using the effective interest method. These include trade and other receivables, loans and trade and other payables.

At the end of each reporting period date, the carrying amounts of assets held in this category are reviewed to determine whether there is any objective evidence of impairment. If so, an impairment loss is recognized.

**1.3 Impairment of assets**

The association assesses at each reporting period date whether there is any indication that an asset may be impaired. If any such indication exists, the association estimates the recoverable amount of the asset.

Irrespective of whether there is any indication of impairment, the association also:

Tests goodwill, with an indefinite useful life or intangible assets not yet available for use for impairment annually by comparing its carrying amount with its recoverable amount. This impairment test is performed during the annual period and at the same time every period.

If there is any indication that an asset may be impaired, the recoverable amount is estimated for the individual asset. If it is not possible to estimate the recoverable amount of the individual asset, the recoverable amount of the cash generating unit to which the asset belongs is determined.

If an impairment loss subsequently reverses, the carrying amount of the asset (or group of related assets) is increased to the revised estimate of its recoverable amount (selling price less costs to complete and sell, in the case of inventories), but not in excess of the amount that would have been determined had no impairment loss been recognized for the asset (or group of assets) in prior years. A reversal of impairment is recognized immediately in statement of comprehensive

**1.4 Provisions and contingencies**

Provisions are recognized when:

- The association has an obligation at the reporting period date as a result of a past event;
- It is probable that the association will be required to transfer economic benefits in settlement; and
- The amount of the obligation can be estimated reliably.

Contingent assets and contingent liabilities are not recognized.

Provisions are not recognized for future operating losses.



**Financial Statements**  
**For the year ended 31 December, 2017**  
**Accounting Policy (continued)**

---

**1.5 Income**

Income is measured at the fair value of the consideration received or receivable and represents the amounts receivable for subscriptions provided in the normal course of association.

**1.6 Translation of foreign currencies**

Foreign currency transactions A foreign currency transaction is recorded, on initial recognition in Tanzanian Shillings, by applying to the foreign currency amount the spot exchange rate between the functional currency and the foreign currency at the date of the transaction.

At the end of each reporting period:

- foreign currency monetary items are translated using the closing rate;
  
- non-monetary items that are measured in terms of historical cost in a foreign currency are translated using the exchange rate at the date of the transaction; and
- Non-monetary items that are measured at fair value in a foreign currency are translated using the exchange rates at the date when the fair value was determined.

Exchange differences arising on the settlement of monetary items or on translating monetary items at rates different from those at which they were translated on initial recognition during the period or in previous financial statements are recognized in the statement of comprehensive income in the period in which they arise.



**Financial Statements****For the year ended 31 December, 2017****Notes to the Financial Statements**

---

**NOTE 2 Property, Plant & Equipment - 2017**

	<b>Computer &amp; Accessories TZS</b>	<b>Total TZS</b>
<b>COST</b>		
At Start	-	-
Addition	1,780,000	1,780,000
Total	<u>1,780,000</u>	<u>1,780,000</u>
<b>DEPRECIATION</b>		
At Start	-	-
Depreciation for the year	593,333	593,333
Total	<u>593,333</u>	<u>593,333</u>
<b>Carrying Value</b>		
At End	<u>1,186,667</u>	<u>1,186,667</u>
At Start	<u>-</u>	<u>-</u>



**Financial Statements****For the year ended 31 December, 2017****Notes to the Financial Statements (continued...)**

NOTE	2017 TZS	2016 TZS
<b>3 Cash and Bank balance</b>		
Cash in hand	17,398	-
Cash at Bank	537,084	95,000
	<u>554,482</u>	<u>95,000</u>
<b>4 Trade and other Receivables</b>		
<b>(i) Members Fees Receivable</b>		
Abdual Mashauri	50,000	50,000
Beatrice Thobias	50,000	50,000
Bernadetha Simon Mashala	20,000	20,000
Daissy Mbele	50,000	50,000
Erasto Masawe	10,000	10,000
Erica Stephen	50,000	50,000
Felister Ngonyani	40,000	40,000
James Kalekwa	50,000	50,000
Joseph Gembe	30,000	30,000
Lina Kabila	50,000	50,000
Mary Palmer	-	50,000
Mwanjombe Mukasa	50,000	50,000
Nelson Ishengoma	-	50,000
Paul Mashimba	50,000	50,000
Rose Uiso	5,000	50,000
Abdul Mashauri	480,000	360,000
Beatrice Thobias	480,000	360,000
Bernadetha Simon Mashala	480,000	360,000
Chitegetse Archengela Minanago	140,000	20,000
Daissy Mbele	480,000	360,000
Devota Kilenza	360,000	240,000
Emmanuel Magomola	470,000	350,000
Emmanuel Ndomondo	240,000	120,000
Erasto Masawe	480,000	360,000
Erica Stephen	480,000	360,000
Felister Ngonyani	480,000	360,000
Hilali Nassoro Elisha	360,000	240,000
James Kalekwa	480,000	360,000
<b>Sub-total</b>	<u>5,915,000</u>	<u>5,940,000</u>



**Financial Statements****For the year ended 31 December, 2017****Notes to the Financial Statements (continued...)**

NOTE		2017 TZS	2016 TZS
	<b>Trade and other Receivables (continue)</b>		
	<b>(ii) Annual Fees Receivable</b>		
	Joseph Gembe	480,000	360,000
	Lilian Mlundwa	480,000	360,000
	Lina Kabila	480,000	360,000
	Mary Palmer	370,000	360,000
	Mukuta Muganyizi	360,000	240,000
	Mwanjombe Mukasa	480,000	360,000
	Nelson Ishengoma	185,000	120,000
	Paul Mashimba	480,000	360,000
	Rita Leonard	480,000	360,000
	Rose Uiso	240,000	120,000
	Zainabu Idrisa	480,000	360,000
	Karaga M. Laibor	20,000	-
	Mariamum Nharuke	20,000	-
	<b>Sub-total</b>	<b>4,555,000</b>	<b>3,360,000</b>
	<b>Grand total</b>	<b>10,470,000</b>	<b>7,860,000</b>
<b>5</b>	<b>Trade and other Payable</b>		
	TEG Consultancy	600,000	300,000
		<b>600,000</b>	<b>300,000</b>



**Financial Statements****For the year ended 31 December, 2017****Notes to the Financial Statements (continued...)**

NOTE	2017 TZS	2016 TZS
<b>6 Revenue</b>		
<b>(i) Income from Annual fees</b>		
Abdul Mashauri	120,000	120,000
Beatrice Thobias	120,000	120,000
Bernadetha Simon Mashala	120,000	120,000
Bituro Paschal Kazeri	120,000	120,000
Chitegetse Archengela Minanago	120,000	30,000
Daissy Mbele	120,000	120,000
Devota Kilenza	120,000	120,000
Emmanuel Magomola	120,000	120,000
Emmanuel Ndomondo	120,000	120,000
Erasto Masawe	120,000	120,000
Erica Stephen	120,000	120,000
Felister Ngonyani	120,000	120,000
Hilali Nassoro Elisha	120,000	120,000
James Kalekwa	120,000	120,000
Joseph Gembe	120,000	120,000
Lilian Mlundwa	120,000	120,000
Lina Kabila	120,000	120,000
Magreth Longino John	120,000	120,000
Mary Palmer	120,000	120,000
Mukuta Muganyizi	120,000	120,000
Mwanjombe Mukasa	120,000	120,000
Nelson Ishengoma	120,000	120,000
Paul Mashimba	120,000	120,000
Rita Leonard	120,000	120,000
Rose Uiso	120,000	120,000
Zainabu Idrisa	120,000	120,000
Karaga M. Laibor	20,000	-
Mariam Nharuke	20,000	-
Mary Palmer	-	50,000
Nelson Ishengoma	-	50,000
Rose Uiso	-	50,000
Karaga M. Laibor	50,000	-
Mariam Nharuke	50,000	-
	<b>3,260,000</b>	<b>3,180,000</b>



**Financial Statements****For the year ended 31 December, 2017****Notes to the Financial Statements (continued...)**

NOTE		2017 TZS	2016 TZS
<b>7</b>	<b>Other income</b>		
	Income from Donors	-	3,955,148
	Income from Grants	5,817,876	-
		<u>5,817,876</u>	<u>3,955,148</u>
<b>8</b>	<b>Operating Expenditures</b>		
	Depreciation	593,333	-
	Baso Foundation Charges	-	-
	Car Hire Charges	-	-
	Catering Service Charges	2,000,000	2,500,000
	Conference Facilities & Hostel Charges	600,000	450,000
	Meal & Accommodation	-	-
	Photos	-	-
	Printing & Biding Charges	-	-
	Public Address System Charges	-	-
	Publication of Journals & Conference Proceedings	240,000	-
	Tent & Chairs Hire	-	-
		<u>3,433,333</u>	<u>2,950,000</u>
<b>9</b>	<b>Administrative Expenses</b>		
	Advertisement Expenses	300,000	300,000
	Annual Fees Expenses	40,000	40,000
	Collective Membership Fee	480,700	256,250
	Internet & Website Expenses	334,500	330,000
	Photo Copy & Stationeries	133,000	65,000
	Postage	104,402	142,898
	Professional Fees	300,000	300,000
		<u>1,692,602</u>	<u>1,434,148</u>
<b>10</b>	<b>Financial Cost</b>		
	90003-Bank Charges	5,192	3,000
		<u>5,192</u>	<u>3,000</u>
<b>11</b>	<b>Loan</b>		
	Loan	-	-
		<u>-</u>	<u>-</u>



**Financial Statements****For the year ended 31 December, 2017****Notes to the Financial Statements (continued...)**

NOTE	<u>Previous Stated</u>	<u>Resta- ment</u>	<u>As restated</u>
12			
<b>Prior year adjustment 2016</b>			
<b>(i) Effect on statement of comprehensive income (Cr)/Dr</b>			
Other income from donors	3,955,148	9,400	3,964,548
	<u>Previous Stated</u>	<u>Resta- ment</u>	<u>As restated</u>
<b>(ii) Effect on statement of financial position (cr)/Dr</b>			
Cash and bank	95,000	9,400	104,400
	<u>Previous Stated</u>	<u>Resta- ment</u>	<u>As restated</u>
<b>(iii) Effect on statement of cash flows (cr)/Dr</b>			
Cash and cash equivalent at start	-	-	107,000
Cash and cash equivalent at end	95,000	9,400	104,400